



Rottweg 17 • D 48683 Ahaus
Tel. (0 25 61) 93 84-0
Fax (0 25 61) 93 84 36
Internet: www.ab-maschinen.de
E-Mail: info@ab-maschinen.de

Schweißtechnik
Lagereinrichtungen
Industriebedarf
Werksvertretungen
Gebrauchtmaschinen

IMET SIRIO 350 AF-E CEB (1008-9164086)



Control type
CNC

Construction year
1998

Machine no.
1008-9164086

Make
IMET

Location
Ahaus

** Current new price approx. 25.000 euros

** Special price on request

Circular saws are used to cut thin-walled tubes and profiles. Clean, precise cut edges are achieved with the circular saw. Fast sawing and easy miter adjustment are the advantages of the circular saw.

Basically, you should also pay attention to the correct cooling of the materials. Cooling lubrication is essential for metallic materials. Cooling lubrication is not required for non-metallic materials such as plastic, brass or cast iron.

Choosing the right tooth pitch is decisive for the optimal use of metal circular saw blades. For the material cross-section to be machined in connection with the material quality.

Furnishing:

- CNC fully automatic / vertically guided metal circular saw
- swiveling CNC control, front left

* Entry of parameters such as quantities and material lengths

- Precision prism guide of the gear head, laterally adjustable

- Hydro-pneumatic control of the saw unit

- with automatic material feed & quantity specification

* electro-pneumatic material feed unit

- Smooth-running, powerful worm drive

* with large transmission ratio

- with miter adjustment via large turntable

- continuous saw blade lowering

- pneumatic material clamping

- Stable base with built-in automatic cooling and large chip drawer

- Micro spray device for stainless steel cuts (untested)

- Safety device for feed device (hood)

- Saw blade guard

- User manual (PDF)


* Machine link :

<http://mhpl.logotech.de/hpm/v7/Datenblatt/datenblatt.php?machineno=1008-9164086>

Machine attributes

| | |
|-----------------------------|-----------------------|
| saw blade diameter: | 350 mm |
| cutting diameter: | 110 mm |
| capacity 90 degrees: flat: | 180 x 85 mm |
| capacity 45 degrees: round: | 105 mm |
| capacity 45 degrees: flat: | 130 x 85 mm |
| capacity 60 degrees: round: | 105 mm |
| capacity 60 degrees: flat: | 90 x 85 mm |
| turning speeds: | 9-18-36-74 U/min |
| vice: | max. 180 mm |
| Control: | IMET CNC |
| total power requirement: | 1.5 / 2.2 kW |
| weight: | 710 kg |
| range L-W-H: | 2000 x 1100 x 2000 mm |



Machine images





Rottweg 17 • D 48683 Ahaus
 Tel. (0 25 61) 93 84-0
 Fax (0 25 61) 93 84 36
 Internet: www.ab-maschinen.de
 E-Mail: info@ab-maschinen.de

Schweißtechnik
 Lagereinrichtungen
 Industriebedarf
 Werksvertretungen
 Gebrauchtmachines





Rottweg 17 • D 48683 Ahaus
Tel. (0 25 61) 93 84-0
Fax (0 25 61) 93 84 36
Internet: www.ab-maschinen.de
E-Mail: info@ab-maschinen.de

Schweißtechnik
Lagereinrichtungen
Industriebedarf
Werksvertretungen
Gebrauchtmaschinen

